



25W Single Output LED Power Supply

PLM-25 series



■ Features

- 230VAC only or Full range (up to 295VAC) models available
- Built-in active PFC function
- Constant current design
- Protections: Short circuit
- Cooling by free air convection
- Fully isolated plastic case
- Class II power unit, no FG
- Class 2 power unit (for PLM-25-500/700/1050)
- No load power consumption <0.5W
- High reliability, low cost
- 2 years warranty

■ Applications

- Indoor LED lighting
- LED office lighting
- LED commercial lighting
- LED decorative lighting

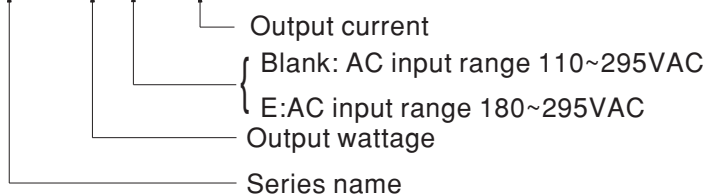
■ Description

PLM-25 is a 25W economical AC/DC LED power supply series. Incorporating a built-in active PFC design, PLM-25 provides a high Power Factor value greater than 0.9. In addition, with the low no load power consumption below 0.5W, and the setup time less than 500ms, PLM-25 is complied with the ErP regulation required by European Union for lighting fixtures.

PLM-25 is a class II (without FG pin) power unit housed with the UL 94V-0 rated flame retardant plastic case. The I/O terminals are designed with screw-less clamp style terminal block that greatly simplifies the wiring installation. Two types of models with different input voltage range are offered: PLM-25 series, which operates from 110~295VAC, and PLM-25E series, which operates from 180~295VAC. These two series are both constant current output design, supplying models with the current of 350mA, 500mA, 700mA and 1050mA, respectively.

■ Model Encoding

PLM - 25 E - 350





25W Single Output LED Power Supply

PLM-25 series

SPECIFICATION

MODEL		PLM-25□-350	PLM-25□-500	PLM-25□-700	PLM-25□-1050	
OUTPUT	CONSTANT CURRENT REGION <small>Note.5</small>	42 ~ 72V	30 ~ 50V	21 ~ 36V	14 ~ 24V	
	RATED CURRENT	0.35A	0.5A	0.7A	1.05A	
	NO LOAD OUTPUT VOLTAGE _(max.)	80V	56V	42V	28V	
	RATED POWER	25.2W	25W	25.2W	25.2W	
	RIPPLE & NOISE <small>(max.) Note.2</small>	Blank type	7.2Vp-p	5.0Vp-p	3.6Vp-p	2.4Vp-p
		E type	9Vp-p	7.5Vp-p	5.4Vp-p	3.6Vp-p
	CURRENT ACCURACY _{Note.3}	±5.0%				
	SETUP TIME	Blank type: 500ms / 115VAC, 230VAC at full load; E type: 500ms / 230VAC at full load				
INPUT	VOLTAGE RANGE <small>Note.4</small>	Blank type: 110 ~ 295VAC 156 ~ 417VDC; E type: 180 ~ 295VAC 254 ~ 417VDC				
	FREQUENCY RANGE	47 ~ 63Hz				
	POWER FACTOR	Blank type	PF ≥ 0.97/115VAC, PF ≥ 0.95/230VAC, PF > 0.9/277VAC (at full load) (Please refer to "Power Factor Characteristic" curve)			
		E type	PF ≥ 0.95/230VAC, PF ≥ 0.9/277VAC (at full load) (Please refer to "Power Factor Characteristic" curve)			
	TOTAL HARMONIC DISTORTION	Blank type	THD < 20% when output loading ≥ 60% at 115VAC/230VAC input and output loading ≥ 75% at 277VAC input			
		E type	THD < 20% when output loading ≥ 60% at 230VAC input and output loading ≥ 75% at 277VAC input			
	EFFICIENCY (Typ.)	Blank type	87%	86%	86%	85%
		E type	86%	85%	85%	82%
	AC CURRENT	Blank type: 0.3A/115VAC 0.15A/230VAC 0.12A/277VAC; E type: 0.15A/230VAC 0.12A/277VAC				
	INRUSH CURRENT(Typ.)	COLD START 15A (tw=50μs measured at 50% Ipeak) at 230VAC				
	MAX. No. of PSUs on 16A CIRCUIT BREAKER	80 units (circuit breaker of type B) / 80 units (circuit breaker of type C) at 230VAC				
LEAKAGE CURRENT	0.25mA / 240VAC					
PROTECTION	SHORT CIRCUIT	Hiccup mode, recovers automatically after fault condition is removed.				
ENVIRONMENT	WORKING TEMP.	-30 ~ +45°C				
	WORKING HUMIDITY	20 ~ 90% RH non-condensing				
	STORAGE TEMP., HUMIDITY	-40 ~ +80°C, 10 ~ 95% RH				
	TEMP. COEFFICIENT	±0.06%/°C (0 ~ 50°C)				
	VIBRATION	10 ~ 500Hz, 2G 10min./1cycle, period for 60min. each along X, Y, Z axes				
SAFETY & EMC	SAFETY STANDARDS	UL8750, CSA C22.2 No. 250.13-12 (for Blank type only); ENEC EN61347-1, EN61347-2-13, EN62384, GB19510.14, GB19510.1 (for E type only), EAC TP TC 004, IP30 approved				
	WITHSTAND VOLTAGE	I/P-O/P: 3.75KVAC				
	ISOLATION RESISTANCE	I/P-O/P: 100M Ohms/500VDC / 25°C / 70%RH				
	EMC EMISSION	Compliance to EN55015, GB17743, GB17625.1 (for E type only), EN61000-3-2 Class C (≥60% load); EN61000-3-3, EAC TP TC 020				
	EMC IMMUNITY	Compliance to EN61000-4-2, 3, 4, 5, 6, 8, 11; EN61547, light industry level, criteria B (surge 2KV), EAC TP TC 020				
OTHERS	MTBF	808.162Khrs min. MIL-HDBK-217F (25°C)				
	DIMENSION	145*38*22mm (L*W*H)				
	PACKING	0.126Kg; 60pcs/8.6 Kg/0.48CUFT				
NOTE	<ol style="list-style-type: none"> All parameters NOT specially mentioned are measured at 230VAC input, rated load and 25°C of ambient temperature. Ripple & noise are measured at 20MHz of bandwidth by using a 12" twisted pair-wire terminated with a 0.1uf & 47uf parallel capacitor. Please see "AC input voltage drop vs. output current characteristics" table. Derating may be needed under low input voltage, please check the static characteristic for more details. Constant current operation region is within 60% ~ 100% rated output voltage. This is the suitable operation region for LED related applications, but please reconfirm special electrical requirements for some specific system design. The power supply is considered as a component that will be operated in combination with final equipment. Since EMC performance will be affected by the complete installation, the final equipment manufacturers must re-qualify EMC Directive on the complete installation again. Direct connecting to LEDs is suggested, but is not suitable for using additional drivers. 					

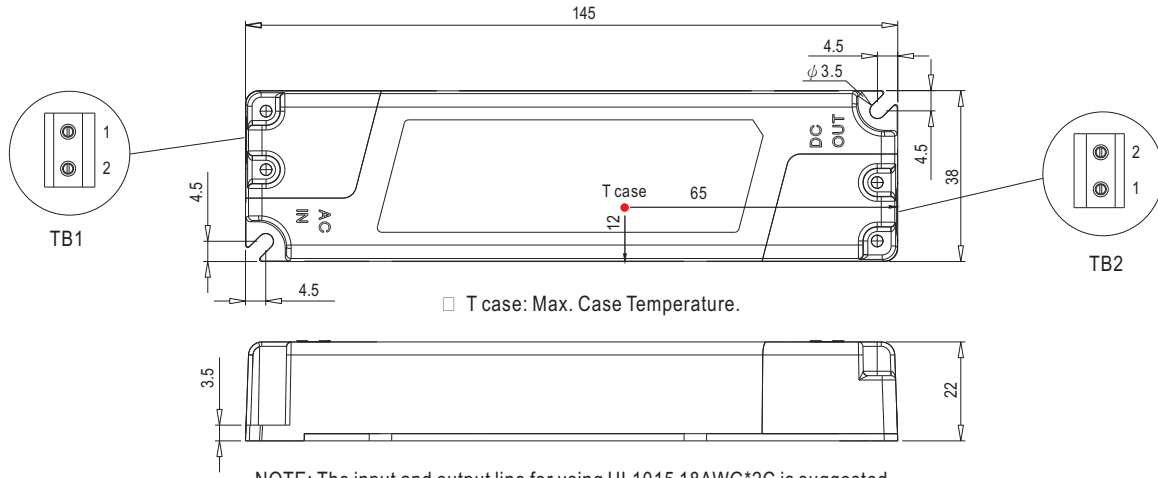


25W Single Output LED Power Supply

PLM-25 series

Mechanical Specification

Case No. PLM-25 Unit: mm



NOTE: The input and output line for using UL1015 18AWG*2C is suggested

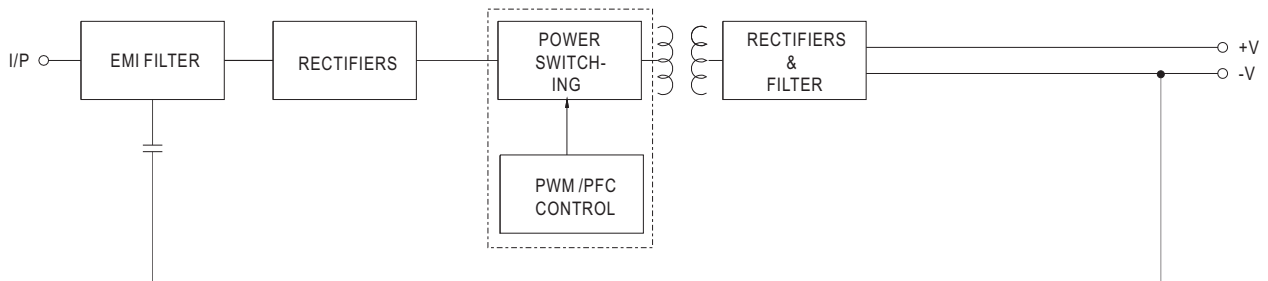
Terminal Pin No. Assignment (TB1):
SWITCHLAB MWX201-75002EB (GRAY)

Pin No.	Assignment
1	AC/L
2	AC/N

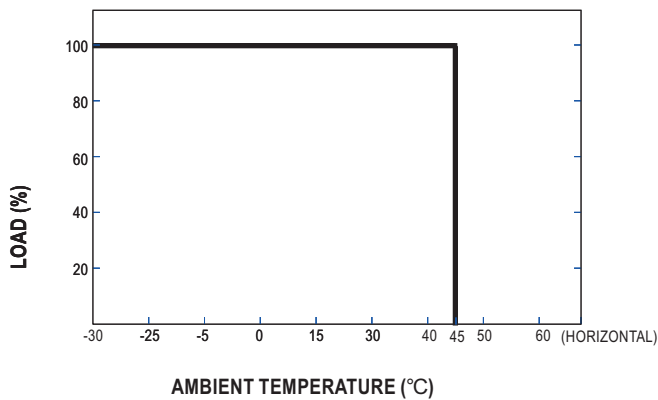
Terminal Pin No. Assignment (TB2):
SWITCHLAB MWX201-75002B (BLUE)

Pin No.	Assignment
1	+V
2	-V

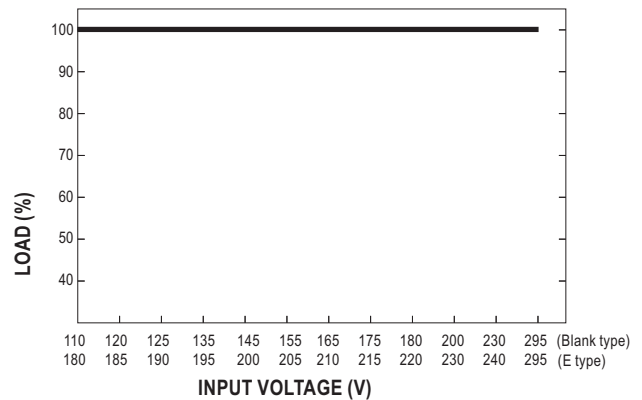
Block Diagram



Derating Curve

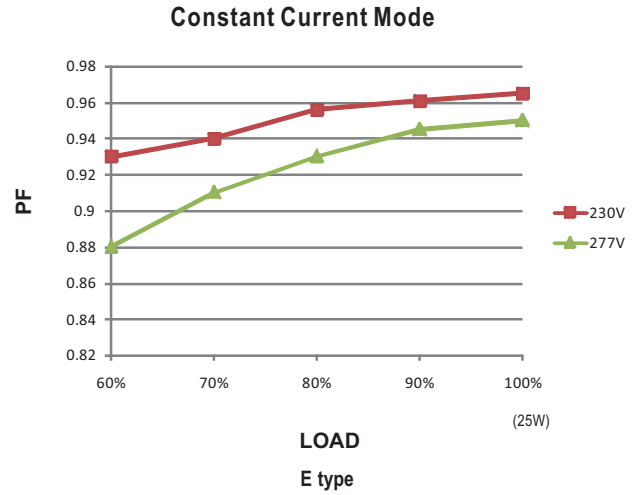
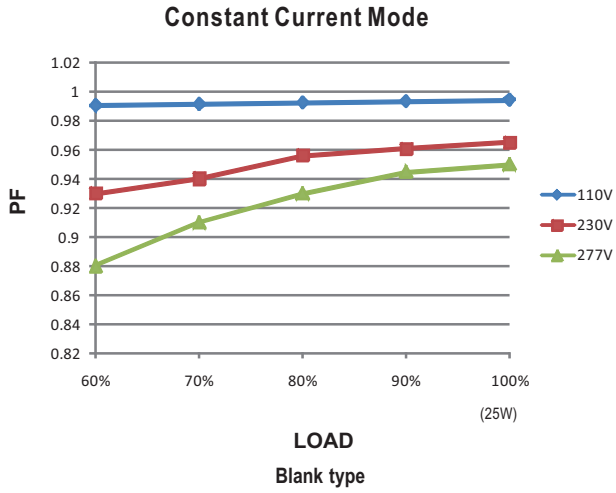


Static Characteristics

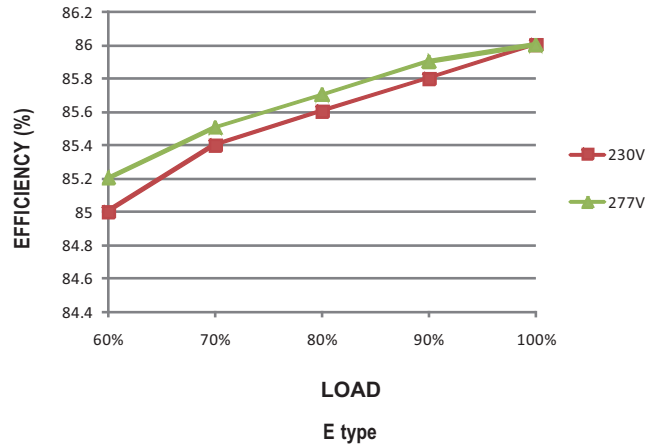
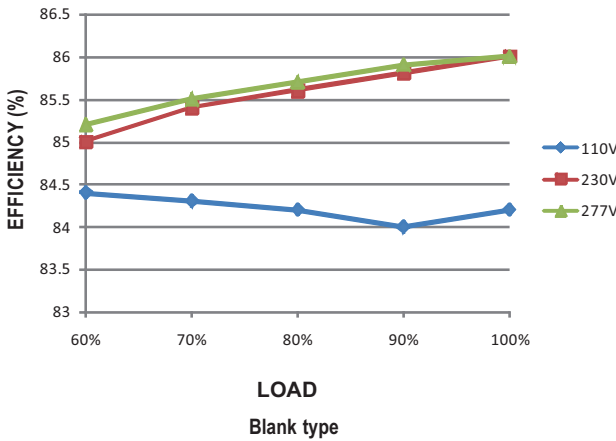




Power Factor Characteristic



EFFICIENCY vs LOAD (500mA Model)



AC input voltage drop vs. output current characteristics

AC input drop	10%	8%	5%	3%
Io drop	<16%	<12%	<8%	<7%

NOTE: Output current will return to the rated value within 50ms